


Registering on Caremark.com





Registering with Your Member ID

If you wish to register using your member ID simply select that radio button on the initial registration screen, and click 'continue' to move to the next screen.

[Help](#) | [Español](#)

CVS/caremark™ [Sign In](#)

Register for an account

Your privacy is important to us. Our employees are trained regarding the appropriate way to handle your private health information.

▼ [Read more](#)

My registration choices


Prescription number (Mail Rx #)

Member ID

[Continue](#)

Don't have either of these?

[Proceed to enter all your info. >](#)

 [Registration help](#)



Registering with your Member ID

- Enter your member ID, name, and date of birth
- Click 'Continue'

1 — 2

Registration - Step 1 of 2: Enter information

All fields are required, except for those marked optional.

Choose an option

Member ID

Member ID

Member ID

Enter only letters and/or numbers

How to locate member ID

First name **Last name**

First name Last name

Enter your full first name, not a nickname. Enter your full last name.

Date of birth

MM/DD/YYYY

MM/DD/YYYY

Continue

If you need assistance locating your member ID, click the arrow beside 'How to locate member ID' and an instructional box will open

How to locate member ID

How do I enter my benefit or "member" ID number?

XXXXXXXXXXXXXXXX

JOHN SMITH
ID XXXXXXXXXXXXXXXX

ROBIN 123456
ROPCN CRK
RUGSP MRK
ISSUER 12345

Include all numbers and letters listed after "ID"

If your ID number is not accepted, **try to enter it without the first three letters**

If your ID number is not accepted, and it ends with 00, 01, 02, 03, etc., **please try entering your ID number without the last two digits**



Registering with Your Member ID


Having Issues?


- A message will display that will provide advice.
- You can also click on the 'Registration Help' button for additional information or to connect to Customer Care.

1 — **2**

Registration - Step 1 of 2: Enter information

All fields are required, except for those marked optional.

 **We're sorry.**
We could not verify you based on the information you entered. Try again with other options.

 [Registration help](#)

Choose an option



Registering with Your Member ID

CVS/caremark

1 — 2

Registration Step 2: Setup Profile

For: Car Feb ✓ (verified)

Email Address

What we do with your email address

Password

SHOW

Must contain 8 characters, at least 1 uppercase letter, at least 1 lowercase letter and no special characters

Confirm Password

SHOW

Must contain 8 characters, at least 1 uppercase letter, at least 1 lowercase letter and no special characters

Security Question 1

What is your mother's maiden name - Q2?

Security answer

Security answer

Must contain at least 3 characters, and not match your username or password

To complete your registration process you simply enter your email address, create a password, and set a couple of security questions to help ensure that you can get back in should you ever forget your information.

Security Question 2

What is the name of your college - Q3?

Security answer

Security answer

Must contain at least 3 characters, and not match your username or password

Yes, I want to receive text notifications

I want to opt in to paperless options.

What is paper-less options?

I agree to the **Terms & Conditions**

Register

You can also select to receive text notifications instead of email, and choose paperless options

(More details on next screen.)

How to Receive Text Alerts

- At the end of the registration process, you can choose to receive notifications about your medications by text
- You can also choose to go paperless

HOW TO CHOOSE TEXT ALERT

Yes, I want to receive text notifications

Mobile Phone

555-555-5555

By checking this box, I agree to receive text messages from or on behalf of CVS Caremark about my prescriptions, health and plan information, and marketing opportunities at this phone number. Consent is not a condition of purchase and may be revoked at any time. Your carrier's message and data rates apply. View full **SMS Terms and Conditions**.

HOW TO CHOOSE PAPERLESS

I want to opt in to paperless options.

▼ What is paperless options?

Paperless options include Medication Guides and may include Explanations of Benefit (EOB) statements.

Here are a few benefits:

View, print and download at any time
Store them securely online.
Cut down on clutter.

A Medication Guide provides FDA-approved information about safe and effective use of a drug to help you avoid serious side effects.


An Explanation of Benefits (EOB) is a record of your prescription claims that have been processed for the month.

(Note: You may go back to receiving paper statements at any time by updating your preferences.)



Registering With or Without Your Member ID

And you are now registered!

Sign In

Congratulations

You have successfully registered your account.

You will be automatically logged into your prescriptions dashboard after a few moments. Thank you for your patience.

Copyright © 2017 CVS/caremark. All rights reserved | [Terms and Conditions](#) | [Privacy Policy](#) | [Accessibility](#) | [Member Rights & Responsibilities](#)